



“ Shoot for the Moon.
Even if you miss,
you’ll land amongst
the stars!!”
(Les Brown)

Presented by:
Nakia Noble, Associate Director of Admission
Alexandra Montany, Assistant Director of Admission

Office of Undergraduate Admission
FAIRFIELD UNIVERSITY
Fairfield, CT 06824
203-254-4100
www.fairfield.edu



Fairfield University is a comprehensive Jesuit university that prepares undergraduate, graduate and continuing education students for leadership and service in a constantly changing world. Approximately 5,000 undergraduate and graduate students from 37 states, 43 countries, the District of Columbia and Puerto Rico are enrolled at the University’s six schools. The University was founded in 1942 in the scenic shoreline community of Fairfield, Connecticut.

HIT THE ROAD

PREPARING FOR YOUR COLLEGE VISITS



Pre-College Workshop
“Giving you the Tools for a Brighter Tomorrow!!”



Reasons to Visit



* **Confirm your research!**

Find out first hand if what you've read or heard is accurate.

* **See your physical surroundings!**

Is it consistent with what you've heard?
Can you envision yourself there?

* **Make important connections!**

Meet the admission counselor for your school;
talk to professors and students.

* **Get a true 'feel' for the school!**

When in doubt, trust what your gut or instincts tell you about the school.

Other Resources:

Directory of Financial Aid Services

FAFSA - Free Application for Federal Student Aid
(800)4FED-AID
www.fafsa.ed.gov

College Scholarship Service (CSS)
(800) 778-6888
www.collegeboard.org/css

New England State Scholarship Agencies

CT Department of Higher Education
61 Woodland Street
Hartford, CT 06105-2391
(860) 566-3910
www.ctdhe.org

VT Student Assistance Corporation
P.O. Box 2000
Champlain Mill, Fourth Floor
Winooski, VT 05404-2601
(800) 642-3177
www.vsac.org

Finance Authority of Maine
Education Assistance Division
1 Weston Court
Augusta, ME 04330
(207) 626-8200
www.famemaine.com

RI Higher Education Assistance Authority
560 Jefferson
Boulevard
Warwick, RI 02886
(800) 922-9855

MA Office of Student Financial Assistance
330 Stuart Street
Boston, MA 02116
(617) 727-9420

NH Postsecondary Education Commission
2 Industrial Park Drive
Concord, NH 03301-8512
(603) 271-2555

Web Resources:

NACAC, National Association for College Admission Counseling

www.nacacnet.com

Find college fair dates, resources for counselors & students, dozens of links to Admission resources.



All About College

www.allaboutcollege.com

Links to college and university websites.

Virtual Campus Tours

www.campustours.com

Links to college and university websites, virtual campus tours, campus webcams

Mapping Your Future

www.mappingyourfuture.org

Tips on the college search process, planning a career, and paying for school.

Princeton Review

www.princetonreview.com

- Tools, search engines, advice, and recent news.

Peterson's Guide

www.petersons.com

- Tools, resources, and search engines.

Who, When, & How?

Developing Your Priorities!




- * **Ideal: Visit as many schools as possible!**
- * **Identify potential “hurdles!”**
 - **Transportation-** Will I have to fly, drive, or take the train? Will I have to stay overnight?
 - **Finances** - What will it cost to get there? Will my visit cost anything?
 - **Vacation**– Will my family/relative/friend who is accompanying me need to take a vacation day?
 - **School Absences-** Does my school limit absences? Do I need proof of the visit?
- * **Reality: Visit the school(s) that you will most likely consider.**
 - It’s difficult to visit every school you want to consider. Prioritize your list by those you will most consider applying to and those that are easier to visit.

Gathering Information

- * **Get an overview of your choices**
- * **Develop a ‘short list’ of schools**
 - Sort your list by “Reach Schools,” “Schools where you would be competitive,” & “Safety Schools.”
- * **Find out more about your short list**
 - Use the Internet, guide books, college fairs, teachers, family/friends.
 - Call the College/University.
- * **Talk to your Guidance Counselors and/or mentor.**
 - Identify one or two people who know you well and who you can trust to give you the proper advice.




Important Contacts...



Name of School:	<i>Name:</i>	<i>Email:</i>	<i>Phone #:</i>
Admissions Office:	_____	_____	_____
Interviewer:	_____	_____	_____
Financial Aid:	_____	_____	_____
Faculty:	_____	_____	_____
Tour Guide:	_____	_____	_____
Other:	_____	_____	_____

Name of School:	<i>Name:</i>	<i>Email:</i>	<i>Phone #:</i>
Admissions Office:	_____	_____	_____
Interviewer:	_____	_____	_____
Financial Aid:	_____	_____	_____
Faculty:	_____	_____	_____
Tour Guide:	_____	_____	_____
Other:	_____	_____	_____

Important Contacts...



Characteristics to Consider...

Name of School:	<i>Name:</i>	<i>Email:</i>	<i>Phone #:</i>
Admissions Office:	_____	_____	_____
Interviewer:	_____	_____	_____
Financial Aid:	_____	_____	_____
Faculty:	_____	_____	_____
Tour Guide:	_____	_____	_____
Other:			

Name of School:	<i>Name:</i>	<i>Email:</i>	<i>Phone #:</i>
Admissions Office:	_____	_____	_____
Interviewer:	_____	_____	_____
Financial Aid:	_____	_____	_____
Faculty:	_____	_____	_____
Tour Guide:	_____	_____	_____
Other:			

- * Public vs. Private
- * School & Class size
- * Faculty
- * Geographic Location
- * Distance from home
- * Athletics
- * Diversity
- * Social Activities/ Clubs
- * Admission criteria
- * Areas of study
- * Cost
- * Financial Aid




- * Housing
- * Academic rigor
- * Graduation & Retention Rates

Types of Visits

In advance, call or set up visits online!

* Campus Tour

- The most common visit. Typically led by a student. A good time to get their perspective on the school.



* Information Session

- A presentation facilitated by either a student, admission counselor, or other staff member. Usually provides a general overview of the college/university.

* Open House (Large vs. Small)

- Universities/colleges will host these special events as an opportunity to showcase various parts of the institutions. They will accommodate anywhere from 50 to 500 visitors depending on the college/university.

* Personal Interview

- Fewer and fewer schools offer this option. This provides one on one time with an admission staff member and can be a combination of evaluative and/or informational.

* Day Visits

- Class visits programs & college workshops can give prospective students a more hands-on experience.

* Overnights

* Athletic Visits

* Key: Understand what works best for you!

January 2013

- Attend a financial aid night, or similar program that covers college finances.

February 2013

- Finalize all financial assistance paperwork.
- Contact colleges about possible overnight or class visit opportunities.

March 2013

- Make follow-up telephone calls to your top three college choices.

April 2013

- Visit the colleges to which you have been accepted if you haven't done so already.
- Attend an overnight program for accepted students.

May 2013

- Inform all the colleges you applied to about your final choice (done by May 1st.)

June 2013

- Watch for summer mailings about Orientation, "reading lists" and any special advising program.

July/August 2013

- Look for information from the college about housing, roommates, orientation, course selection and etc.
- Start packing for college and get ready for a great experience.

Monthly College Preparation Goals

“If you fail to plan, then you plan to fail!”

September 2012

- Gather applications and note deadline information.
- Make an appointment to see your guidance counselor and ask for an unofficial copy of your transcript.
- Register to take the SAT or ACT test.
- Attend at least one college fair.

October 2012

- Take the SAT or ACT test.
- Attend at least one college open house.
- Attend at least one college fair.

November 2012

- Take note of all admission application and financial aid deadlines.
- Start writing a college essay.
- Begin to narrow down and finalize a list of colleges.

December 2012

- Send out applications and supporting credentials.

Prep Time:



“Preparing for Your Visit!”

- * **Do your homework...** know the school!
- * **Confirm your reservations & directions!**
- * **Develop questions to ask while visiting!**
- * **Know your priorities/goals for the visit!**
- * **Bring a resume and/or transcript,**
especially if participating in an interview.
- * **Pack a small bag (water, snack, etc.)!**
- * **Plan for the weather!**

Campus visits can sometimes be stressful. Give yourself plenty of time so you can get settled, relax, and enjoy your visit.

Arriving on Campus

* First: **CHECK IN!!**

- Let the receptionist know you've arrived.

* **Gather information!**

- Resources will typically be available in one of the public areas/waiting rooms. If you don't see what you're looking for, just ask!!

* **Follow the outlined program**

- Visits are structured to maximize your visit. Try to follow the program as planned.



* **Self-guided tours**

- If you are unable to go along with a schedule tour, ask for self-guided tour information & a map.

Remember to... **TAKE YOUR TESTS!!**



SATs

Test Date

- October 6, 2012
- November 3, 2012
- December 1, 2012
- January 26, 2013
- March 9, 2013
- May 4, 2013
- June 1, 2013

Registration Deadline

- September 7, 2012
- October 4, 2012
- November 1, 2012
- December 28, 2012
- February 8, 2013
- April 5, 2013
- May 2, 2013

ACTs

Test Date

- September 8, 2012
- October 27, 2012
- December 8, 2012
- February 9, 2013
- April 13, 2013
- June 8, 2013

Registration Deadline

- August 17, 2012
- September 21, 2012
- November 2, 2012
- January 11, 2013
- March 8, 2013
- May 3, 2013

What about "Test Optional" Schools

Not all schools require SAT or ACT scores for admission. If you choose not to submit your test scores, be sure to take notice of supplemental items that may be required. Many schools will have you submit an additional essay in the place of your test scores, but this will vary from school to school. You may also want to do additional things to advocate for yourself, such as an interview or e-mailing your admission counselor. Be sure to check for these things.

... Continued

Financial Aid:

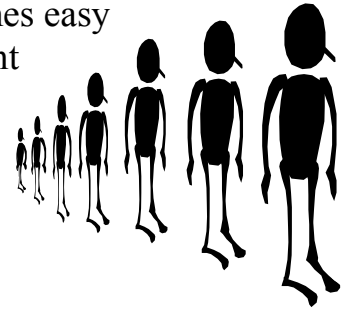
- Will applying for financial aid have any impact on admissions decisions?
- What about students place on the waitlist?
- Are all students' needs met completely? If not, what percent of needs are met?
- What are the institution's policies regarding evaluating financial need for separated/divorced families?
- What forms does the school require? What are the deadlines?
- What employment opportunities are available for students on-campus? Off-campus?



The Campus Tour

* Stick to the front of the group.

- When groups are large, it becomes easy to get lost or miss out on important information that is being said if you are not in the front



* Tour Guide = Student

- Tour guides are usually students, so this is a perfect opportunity to get a first-hand perspective.

* Ask your important questions.

* Picture yourself there....

- Envision yourself in the different places as you go around the campus. Can you see yourself at this school ...

- Walking to class?
- Studying in the library?
- Living in the residence hall you visit?
- Eating in their cafeteria?

While Visiting...

Become familiar with important information!

* General University/ College Information

- Student body, admission criteria, financial aid

* Academic Life

- Classrooms, professors, course offerings, etc.


* On-Campus

Living/Food Services

- Dorm life, cafeteria, parking, etc.

* Student Life/Athletics

- Clubs & organizations, social life, recreation, etc.



... Continued

* Food Service:

- Where are the dining halls located?
- How is the cafeteria set up?
- Do I pay per item or meal?
- How many meals do I have per week?
- What are the dining hours?
- What if I'm hungry between meals?
- Are special diets available?
(vegetarian, kosher, salad bar)



... Continued

* **Housing/Dorm Life:**

- What percentage of students are housed on-campus?
- What percentage live off-campus? Commute from home?
- Do students tend to stay on campus on weekends?
- How many students are assigned to a room?
- Are bathrooms public or private? Approximately how many students share a bathroom?
- Are there co-ed dorms? By floor or wing?
- What services are provided in the residence halls? (kitchen, laundry, a/c, etc.)
- How are roommates chosen? Can I room with a friend?
- What if my roommate and I don't get along?



Afterwards...

* **Were your questions/concerns addressed?**

* **Do you have new questions?**

* **Who were the people you met with?**

* **Did you make any other significant contacts?**

* **What was your general 'feel' about the school?**



Other Tips & Suggestions

* Write thank you notes

* Keep a journal



* Take pictures/video

* No more than 2 visits per day

* Eat the food!

Questions to Ask:

* **General Information:**

- How many students will be in your freshman class this year?
- What are your smallest/largest class sizes?
- Do graduate students teach classes?
- What percentage of tenured faculty members teach freshman courses?
- Do faculty maintain office hours?
- Do professors have any policy on class attendance?
- Are certain courses hard to get into?
- What is the graduation rate of the school?
- What companies visit the campus to recruit?
- Where do your students get their jobs and what is the role of the career planning office?
- How far are you from the nearest airport? Train station? Bus station?

