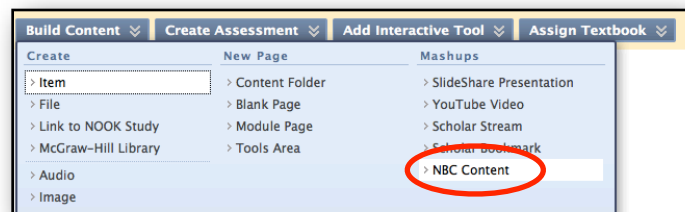


Adding NBC Learn Videos to Blackboard Courses

NBC Learn videos can easily be added to any Blackboard course page, with no login required on the part of faculty adding the videos or students subsequently viewing them. To add a video, just follow these instructions.

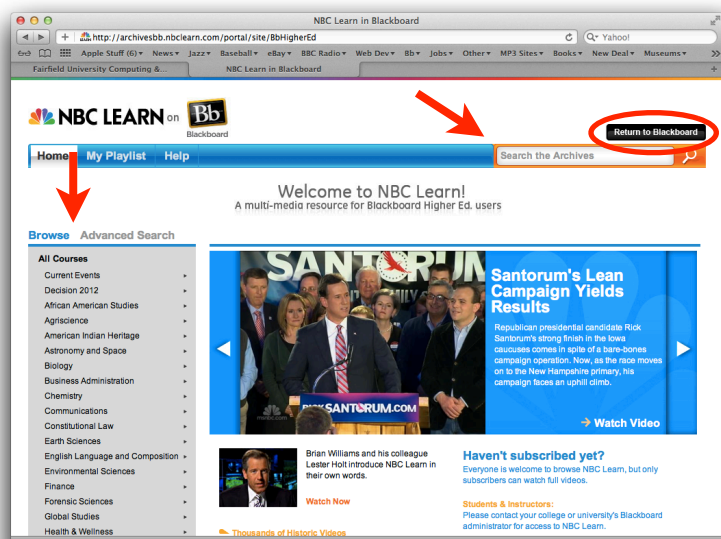
Start by logging in to Blackboard and navigating to the course and the page where you'd like the video to appear.

1. From the *Build Content* menu click on **NBC Content**.

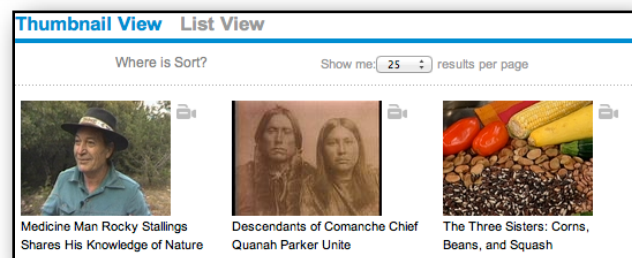


2. Your Blackboard course page will be replaced by the NBC Learn website. You can now find a video by either a) browsing via the Subject Links on the left-hand side of the page, or b) using the *Search the Archives* box at the top of the page to find items based on keywords.

If you want to return to Blackboard without choosing a video, simply click on the black **Return to Blackboard** button above the *Search* box.



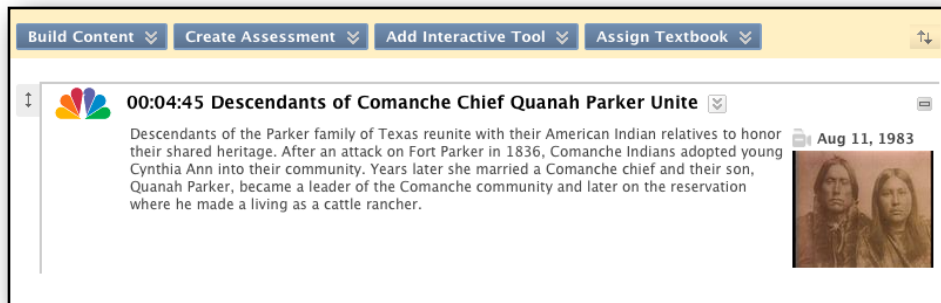
3. Videos will appear as thumbnails that can be clicked for previewing.



- Once you find the video you want to insert into your Blackboard page, simply click the **Embed** button at the bottom of the video window.



- After clicking *Embed*, you will immediately be returned to your Blackboard course page and will see the video now embedded in the page, with a text description automatically filled in from the NBC Learn website.



- When students view the page in Blackboard, they'll only need to click on the thumbnail image; the video window will open and begin playing the clip.

